

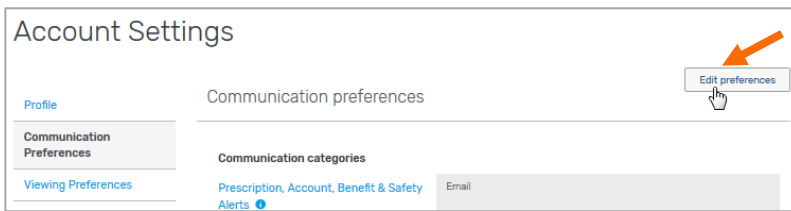
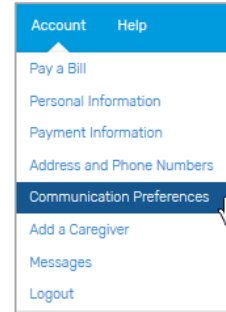
# Reduce Clutter with Electronic EOBs & More

Reduce clutter by choosing to receive your Medicare Part D **Explanation of Benefits (EOBs)** on [express-scripts.com](https://www.express-scripts.com) instead of in the mail. EOBs can be saved to your own computer for access any time.

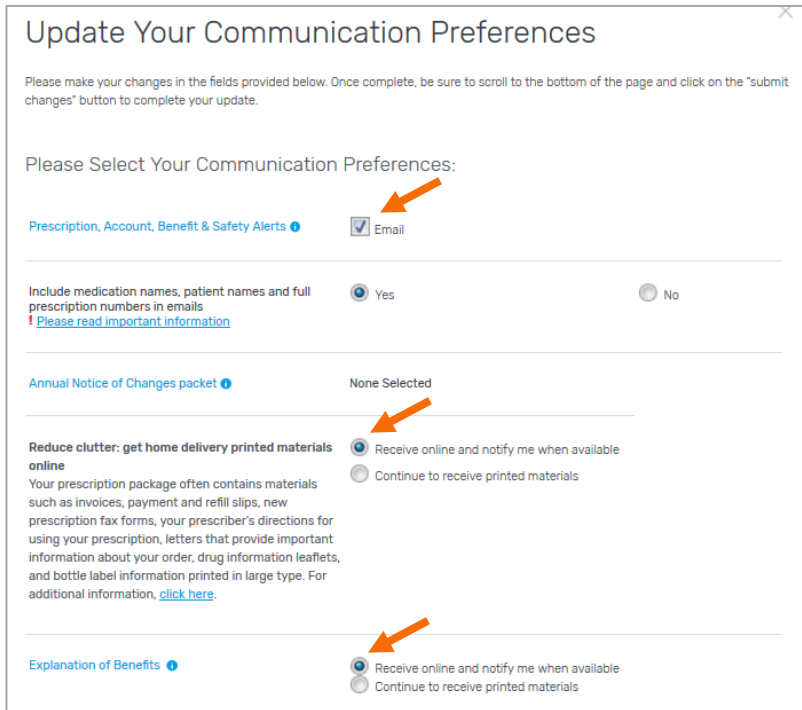
## UPDATE YOUR PREFERENCES

Register or log in to [express-scripts.com](https://www.express-scripts.com)

1. From the **Account** menu, Select **Communications Preferences**
2. Select **Edit preferences** in the upper right corner



3. Check to receive **EOBs** online. You can also check to receive other paper communications by email or online, such as the **Annual Notice of Changes (ANOC)** and other home delivery communications as listed.

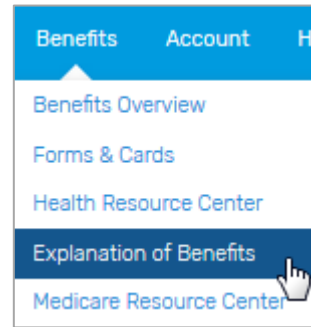


4. Click **Submit Changes** when done

## REVIEW YOUR EOBs


You will receive an email advising you that your latest EOB is available on [express-scripts.com](https://www.express-scripts.com).

1. Log in to [express-scripts.com](https://www.express-scripts.com)
2. From the **Benefits** menu, select **Explanation of Benefits**
3. Click **View this file** beside the month you wish to view
4. The EOB will open and you can read, save or print the document



### Explanation of Benefits

Below are your monthly statements since enrolling in the plan. Click "view this file" next to the statement you would like to see.

Start date	End date	Plan year	
December 1	December 31	2017	<a href="#">View this file</a> 
October 1	October 31	2017	<a href="#">View this file</a>
September 1	September 30	2017	<a href="#">View this file</a>
July 1	July 31	2017	<a href="#">View this file</a>
May 31	June 29	2017	<a href="#">View this file</a>
April 1	April 30	2017	<a href="#">View this file</a>
March 1	March 31	2017	<a href="#">View this file</a>
January 1	January 31	2017	<a href="#">View this file</a>

Sample list of EOBs